


Date: 22-12-2021

To
The principal
P. B. Siddhartha College of Arts and Sciences
Mogalrajapuram
Vijayawada – 520 010



Respected Sir

Sub: submission of feedback analysis on curriculum (2020-21).

The feedback on curriculum of various programmes has been collected for academic year 2020-21 from the stake holders (i.e., Students, Alumini, employers and faculty members). We are here with submitting the analysis on feedback for your perusal the same has been forwarded to the heads of the departments for modifications in the curriculum.

Thanking You Sir

Yours sincerely

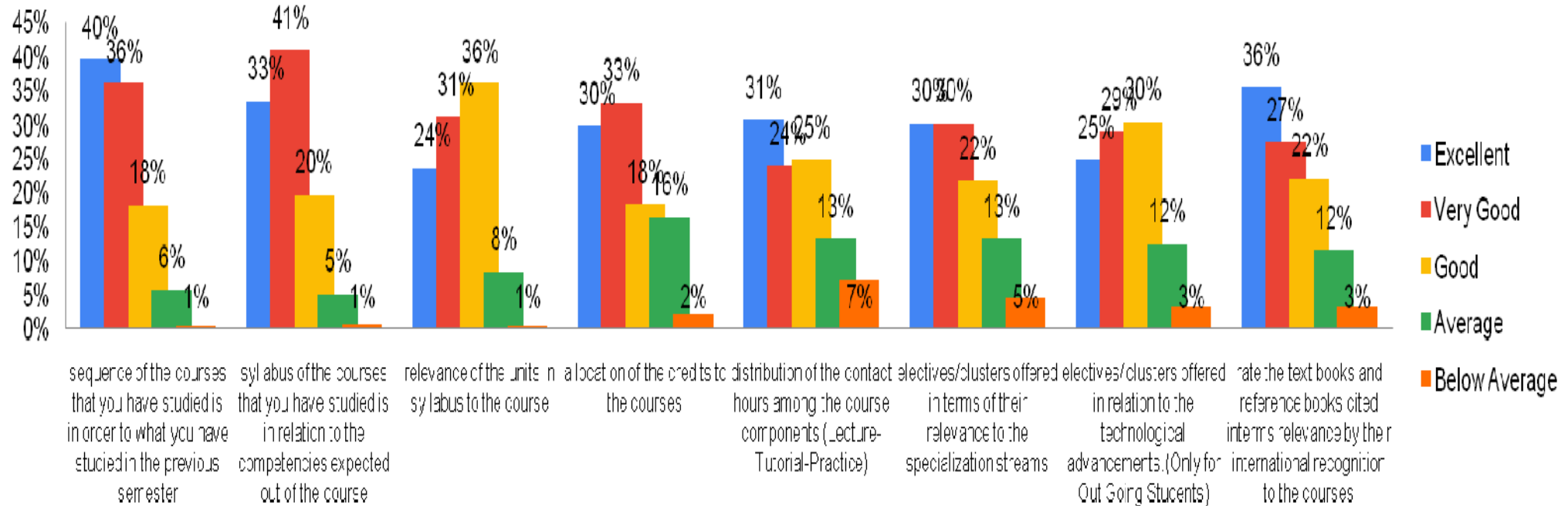
J. C. Jayaram
(Feedback Committee)

STUDENT FEEDBACK ON CURRICULUM 2020-2021

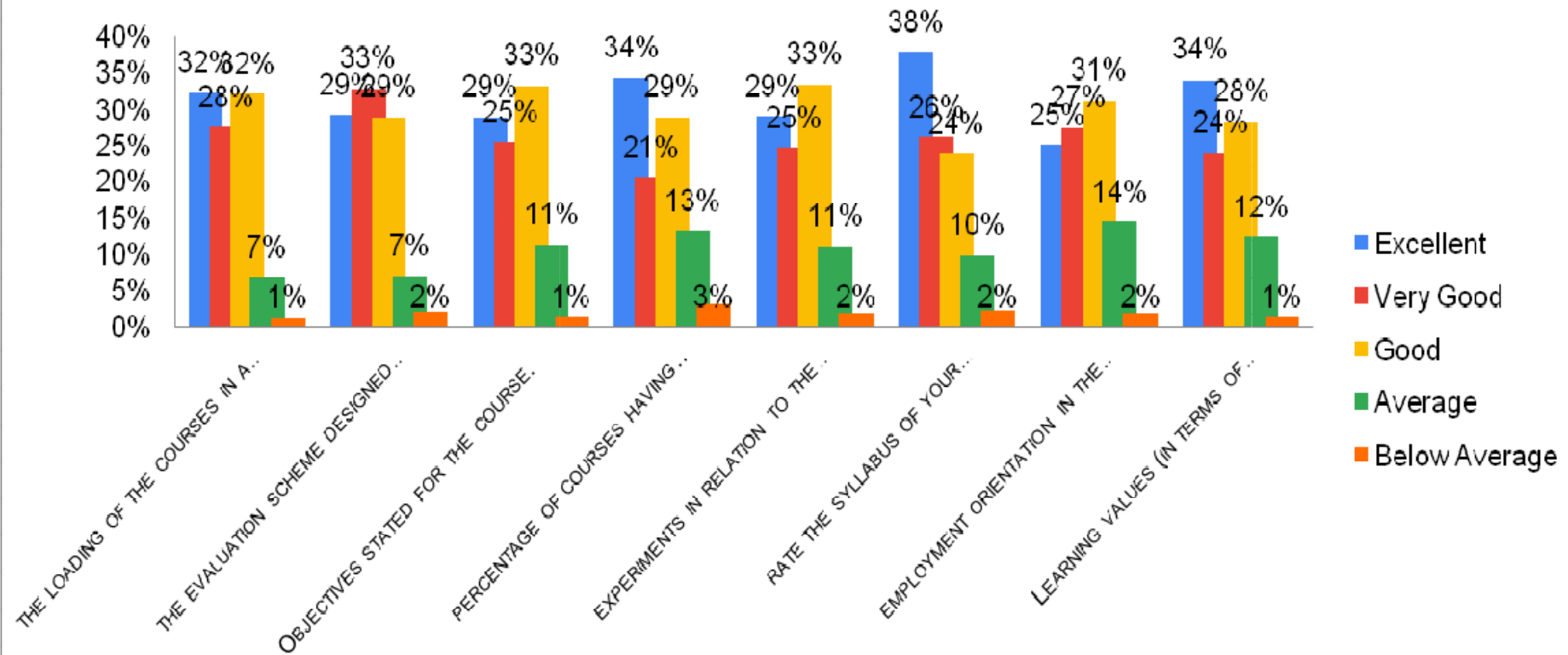
Question	N	Excellent	%	Very Good	%	Good	%	Average	%	Below Average	%	MRR
sequence of the courses that you have studied is in order to what you have studied in the previous semester	554	219	40%	200	36%	101	18%	31	6%	3	1%	4.08
syllabus of the courses that you have studied is in relation to the competencies expected out of the course	554	185	33%	227	41%	109	20%	29	5%	4	1%	4.01
relevance of the units in syllabus to the course	554	131	24%	173	31%	200	36%	47	8%	3	1%	3.69
allocation of the credits to the courses	554	165	30%	184	33%	102	18%	91	16%	12	2%	3.72
distribution of the contact hours among the course components (Lecture-Tutorial-Practice)	554	170	31%	133	24%	138	25%	73	13%	40	7%	3.58
electives/clusters offered in terms of their relevance to the specialization streams	554	167	30%	167	30%	121	22%	73	13%	26	5%	3.68
electives/ clusters offered in relation to the technological advancements.(Only for Out Going Students)	554	138	25%	161	29%	168	30%	69	12%	18	3%	3.60
rate the text books and reference books cited interns relevance by their international recognition to the courses	554	197	36%	152	27%	123	22%	64	12%	18	3%	3.81

the loading of the courses in a semester.	554	179	32%	153	28%	178	32%	38	7%	6	1%	3.83
the evaluation scheme designed for the course.	554	162	29%	182	33%	160	29%	39	7%	11	2%	3.80
Objectives stated for the course.	554	160	29%	141	25%	184	33%	62	11%	7	1%	3.69
percentage of courses having LAB components.	554	190	34%	114	21%	160	29%	73	13%	17	3%	3.70
experiments in relation to the real life Applications.	554	161	29%	137	25%	185	33%	61	11%	10	2%	3.68
rate the syllabus of your programme.	554	210	38%	145	26%	132	24%	54	10%	13	2%	3.88
employment orientation in the curriculum.	554	139	25%	152	27%	173	31%	80	14%	10	2%	3.60
Learning values (in terms of knowledge, concepts, manual skills, analytical abilities and broadening perspectives)	554	189	34%	133	24%	157	28%	68	12%	7	1%	3.77

STUDENT FEEDBACK ON CURRICULUM 2020-2021



STUDENT FEEDBACK ON CURRICULUM 2020-2021



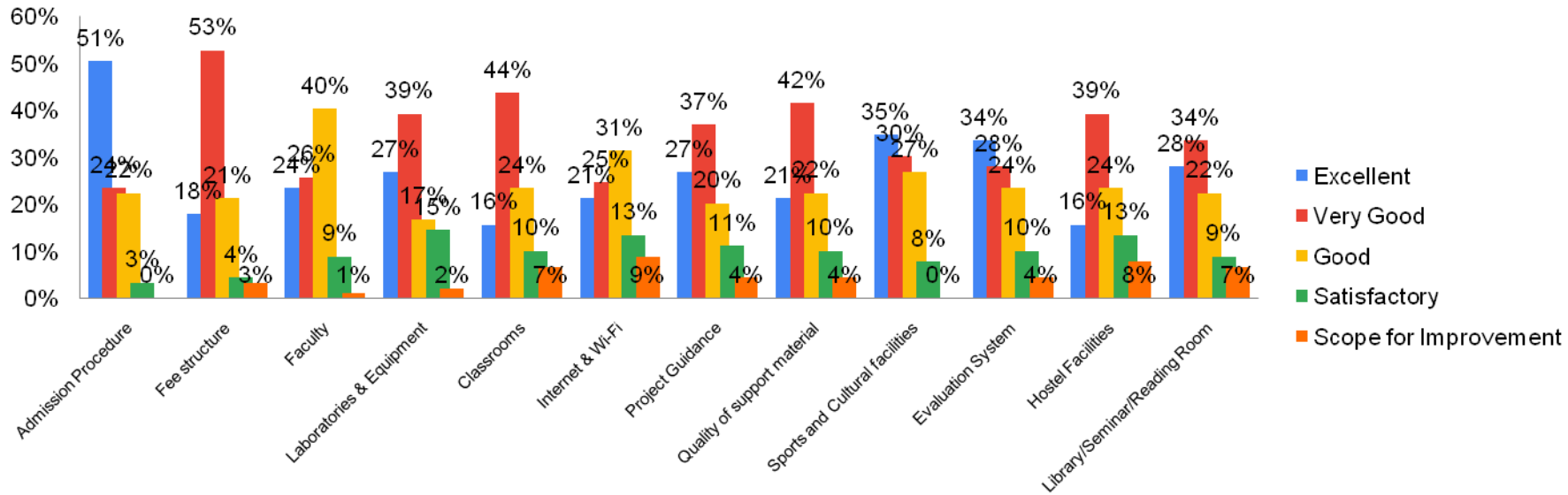
ALUMNI FEEDBACK ON CURRICULUM 2020-2021

Question	N	Excellent	%	Very Good	%	Good	%	Satisfactory	%	Scope for Improvement	%	MRR
Admission Procedure	89	45	51%	21	24%	20	22%	3	3%	0	0%	4.21
Fee structure	89	16	18%	47	53%	19	21%	4	4%	3	3%	3.78
Faculty	89	21	24%	23	26%	36	40%	8	9%	1	1%	3.62
Laboratories & Equipment	89	24	27%	35	39%	15	17%	13	15%	2	2%	3.74
Classrooms	89	14	16%	39	44%	21	24%	9	10%	6	7%	3.52
Internet & Wi-Fi	89	19	21%	22	25%	28	31%	12	13%	8	9%	3.36
Project Guidance	89	24	27%	33	37%	18	20%	10	11%	4	4%	3.71
Quality of support material	89	19	21%	37	42%	20	22%	9	10%	4	4%	3.65
Sports and Cultural facilities	89	31	35%	27	30%	24	27%	7	8%	0	0%	3.92
Evaluation System	89	30	34%	25	28%	21	24%	9	10%	4	4%	3.76
Hostel Facilities	89	14	16%	35	39%	21	24%	12	13%	7	8%	3.42
Library/Seminar/Reading Room	89	25	28%	30	34%	20	22%	8	9%	6	7%	3.67
How do you rate on campus Training & Placement opportunities provided to you?	89	35	39%	28	31%	10	11%	10	11%	6	7%	3.85
How do you rate off campus Training & Placement opportunities provided to you?	89	22	25%	32	36%	23	26%	7	8%	5	6%	3.66

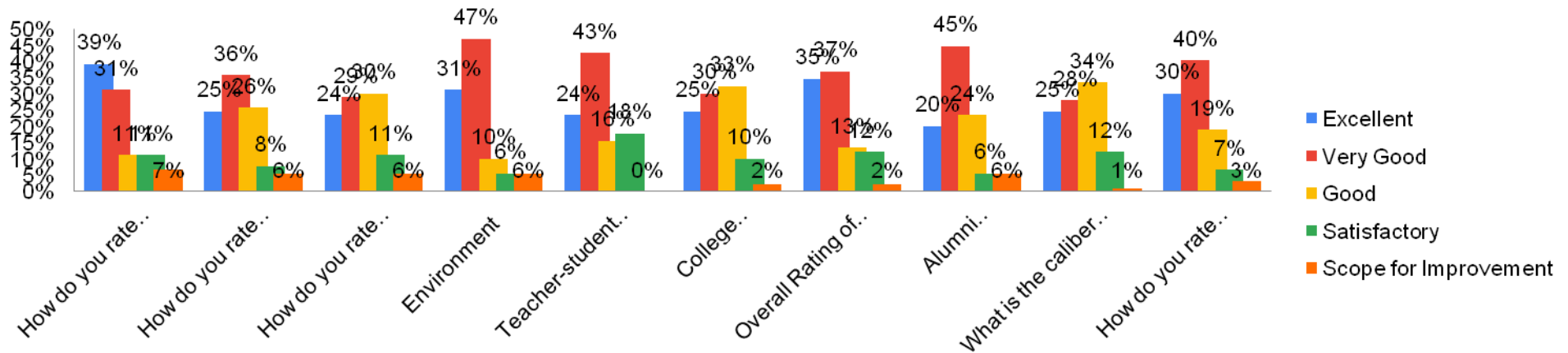
How do you rate career counseling and guidance for higher studies from T&P Cell?	89	21	24%	26	29%	27	30%	10	11%	5	6%	3.54
Environment	89	28	31%	42	47%	9	10%	5	6%	5	6%	3.93
Teacher-student relationship	89	21	24%	38	43%	14	16%	16	18%	0	0%	3.72
College Administration	89	22	25%	27	30%	29	33%	9	10%	2	2%	3.65
Overall Rating of the College	89	31	35%	33	37%	12	13%	11	12%	2	2%	3.90
Alumni Association/Network of Old Friends	89	18	20%	40	45%	21	24%	5	6%	5	6%	3.69
What is the caliber of students passing out of this college	89	22	25%	25	28%	30	34%	11	12%	1	1%	3.63
How do you rate the courses that you have learnt suiting the requirements of the Industry ?	89	27	30%	36	40%	17	19%	6	7%	3	3%	3.88
How do you rate the learning experience in terms of their relevance to the real life application?	89	46	52%	28	31%	10	11%	4	4%	1	1%	4.28
How do you rate the courses that you have learnt in relation to your current job.	89	15	17%	44	49%	22	25%	8	9%	0	0%	3.74

How do you rate the way your(As a student) grievances were handled at the Department/college ?	89	25	28%	33	37%	26	29%	4	4%	1	1%	3.87
How do you rate the way your(As a Alumni) grievances were handled at the Department/college ?	89	18	20%	35	39%	18	20%	15	17%	3	3%	3.56
Rate the following academic initiatives taken by the Department / College	89	21	24%	31	35%	21	24%	8	9%	8	9%	3.55
Industry Oriented Projects (if applicable)	89	22	25%	23	26%	26	29%	13	15%	5	6%	3.49
Seminars & Workshop	89	24	27%	34	38%	19	21%	6	7%	6	7%	3.72
Guest Lectures	89	23	26%	31	35%	26	29%	4	4%	5	6%	3.71
Special Training Classes for bridging	89	24	27%	33	37%	17	19%	11	12%	4	4%	3.70
Industry Academia Interaction	89	24	27%	31	35%	25	28%	7	8%	2	2%	3.76

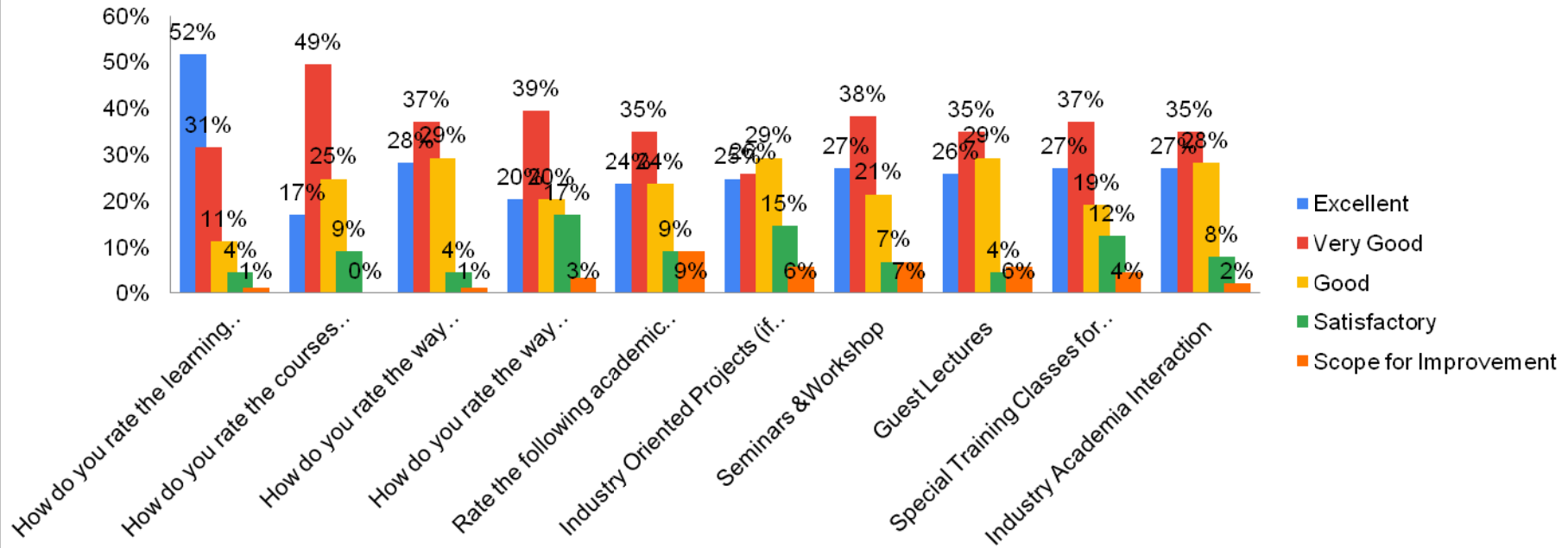
ALUMNI FEEDBACK ON CURRICULUM 2020-2021



ALUMNI FEEDBACK ON CURRICULUM 2020-2021



ALUMNI FEEDBACK ON CURRICULUM 2020-2021



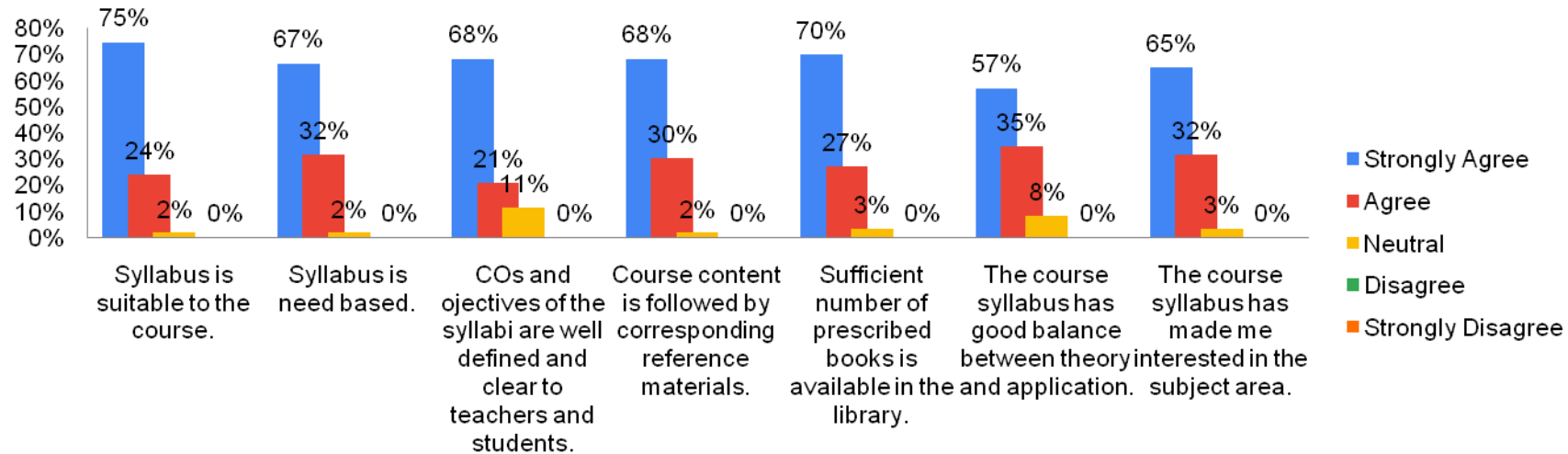
FACULTY FEEDBACK ON CURRICULUM 2020-2021

Question	N	Strongly Agree	%	Agree	%	Neutral	%	Disagree	%	Strongly Disagree	%	MRR
Syllabus is suitable to the course.	63	47	75%	15	24%	1	2%	0	0%	0	0%	4.73
Syllabus is need based.	63	42	67%	20	32%	1	2%	0	0%	0	0%	4.65
COs and ojectives of the syllabi are well defined and clear to teachers and students.	63	43	68%	13	21%	7	11%	0	0%	0	0%	4.57
Course content is followed by corresponding reference materials.	63	43	68%	19	30%	1	2%	0	0%	0	0%	4.67
Sufficient number of prescribed books is available in the library.	63	44	70%	17	27%	2	3%	0	0%	0	0%	4.67
The course syllabus has good balance between theory and application.	63	36	57%	22	35%	5	8%	0	0%	0	0%	4.49
The course syllabus has made me interested in the subject area.	63	41	65%	20	32%	2	3%	0	0%	0	0%	4.62
The course syllabus of this subject increased my knowledge and perspective in the subject area.	63	41	65%	22	35%	0	0%	0	0%	0	0%	4.65
The books prescribed/listed as reference materials are relevant, updated and appropriate.	63	39	62%	24	38%	0	0%	0	0%	0	0%	4.62

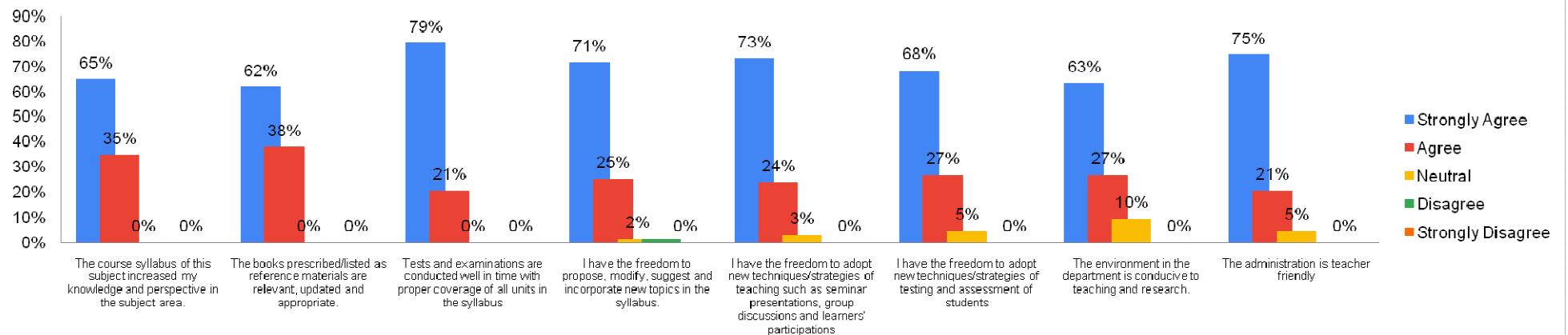
Tests and examinations are conducted well in time with proper coverage of all units in the syllabus	63	50	79%	13	21%	0	0%	0	0%	0	0%	4.79
I have the freedom to propose, modify, suggest and incorporate new topics in the syllabus.	63	45	71%	16	25%	1	2%	1	2%	0	0%	4.67
I have the freedom to adopt new techniques/strategies of teaching such as seminar presentations, group discussions and learners' participations	63	46	73%	15	24%	2	3%	0	0%	0	0%	4.70
I have the freedom to adopt new techniques/strategies of testing and assessment of students	63	43	68%	17	27%	3	5%	0	0%	0	0%	4.63
The environment in the department is conducive to teaching and research.	63	40	63%	17	27%	6	10%	0	0%	0	0%	4.54
The administration is teacher friendly	63	47	75%	13	21%	3	5%	0	0%	0	0%	4.70
The Colleges provides adequate and smooth support for projects and research facilities.	63	39	62%	20	32%	4	6%	0	0%	0	0%	4.56
The College provides adequate funding and support to faculty members for upgrading their skills and qualifications.	63	40	63%	21	33%	2	3%	0	0%	0	0%	4.60
Provisions for professional development are non-discriminatory and fair.	63	40	63%	20	32%	3	5%	0	0%	0	0%	4.59

Infrastructural facilities, such as teacher's rooms/carrels, class rooms, reading rooms and toilets are available in the Department.	63	42	67%	18	29%	3	5%	0	0%	0	0%	4.62
Students have achieved outcomes from the course.	63	39	62%	21	33%	3	5%	0	0%	0	0%	4.57
Evaluation system in the College is transparent	63	47	75%	15	24%	1	2%	0	0%	0	0%	4.73
College activities helped your students in getting jobs and placements	63	44	70%	17	27%	2	3%	0	0%	0	0%	4.67
My students are transformed after the completion of the course	63	42	67%	20	32%	1	2%	0	0%	0	0%	4.65

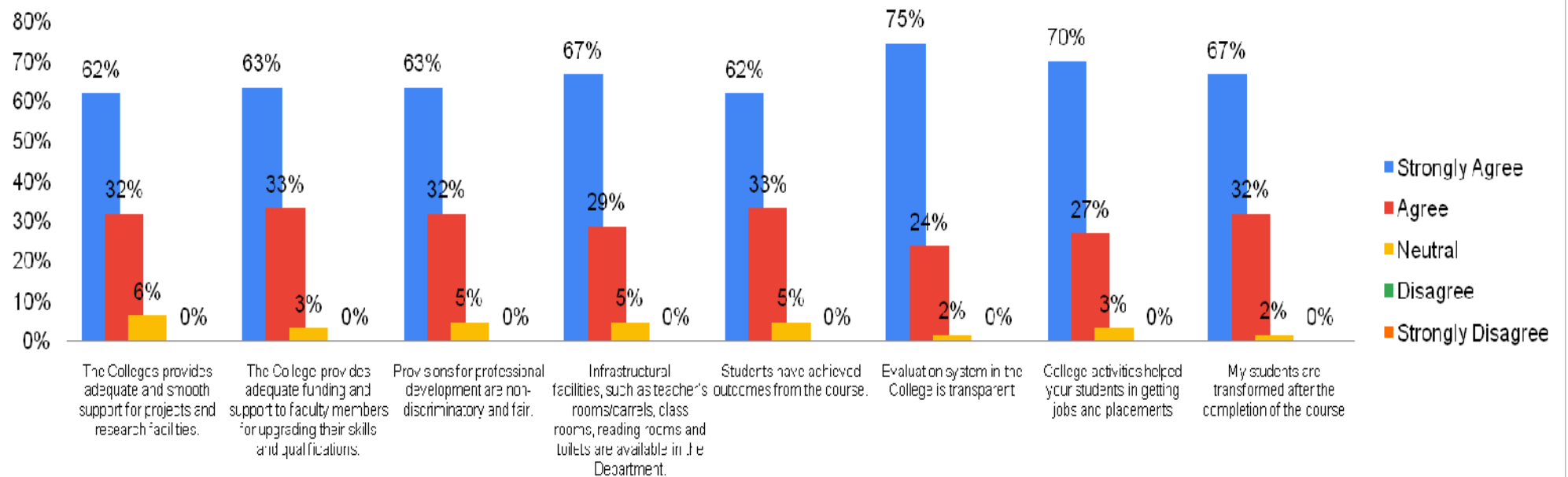
FACULTY FEEDBACK ON CURRICULUM 2020-2021



FACULTY FEEDBACK ON CURRICULUM 2020-2021



FACULTY FEEDBACK ON CURRICULUM 2020-2021



EMPLOYER FEEDBACK ON CURRICULUM 2020-2021

Question	N	Excellent	%	Very Good	%	Good	%	Satisfactory	%	Scope for Improvement	%	MRR
Subject knowledge imparted by curriculum	12	4	33%	6	50%	2	17%	0	0%	0	0%	4.17
Competency level due to curriculum	12	2	17%	2	17%	7	58%	1	8%	0	0%	3.42
Adequacy of skill acquired through curriculum	12	2	17%	5	42%	0	0%	5	42%	0	0%	3.33
Job Fit with curriculum	12	2	17%	4	33%	5	42%	1	8%	0	0%	3.58
Adequacy of curriculum	12	3	25%	2	17%	4	33%	3	25%	0	0%	3.42
Target Orientation with Curriculum	12	4	33%	3	25%	4	33%	1	8%	0	0%	3.83
Quest for new learning with curriculum	12	3	25%	2	17%	6	50%	1	8%	0	0%	3.58
Ability to relate theory to practice in curriculum	12	1	8%	4	33%	4	33%	3	25%	0	0%	3.25
Group Dynamics with curriculum	12	2	17%	3	25%	6	50%	1	8%	0	0%	3.50
Communication and Attitude change with curriculum	12	2	17%	5	42%	4	33%	1	8%	0	0%	3.67
Overall rating	12	1	8%	9	75%	1	8%	1	8%	0	0%	3.83

EMPLOYER FEEDBACK ON CURRICULUM 2020-2021

