

Date: 01-12-2022

To
The principal
P. B. Siddhartha College of Arts and Sciences
Mogalrajapuram
Vijayawada – 520 010

Handwritten signature and date: 11/12/22

Respected Sir

Sub: submission of feedback analysis on curriculum (2021-22).

The feedback on curriculum of various programmes has been collected for academic year 2021-22. from the stake holders (i.e., Students, Alumini, employers and faculty members). We are here with submitting the analysis on feedback for your perusal the same has been forwarded to the heads of the departments for modifications in the curriculum.

Thanking You Sir

Yours sincerely

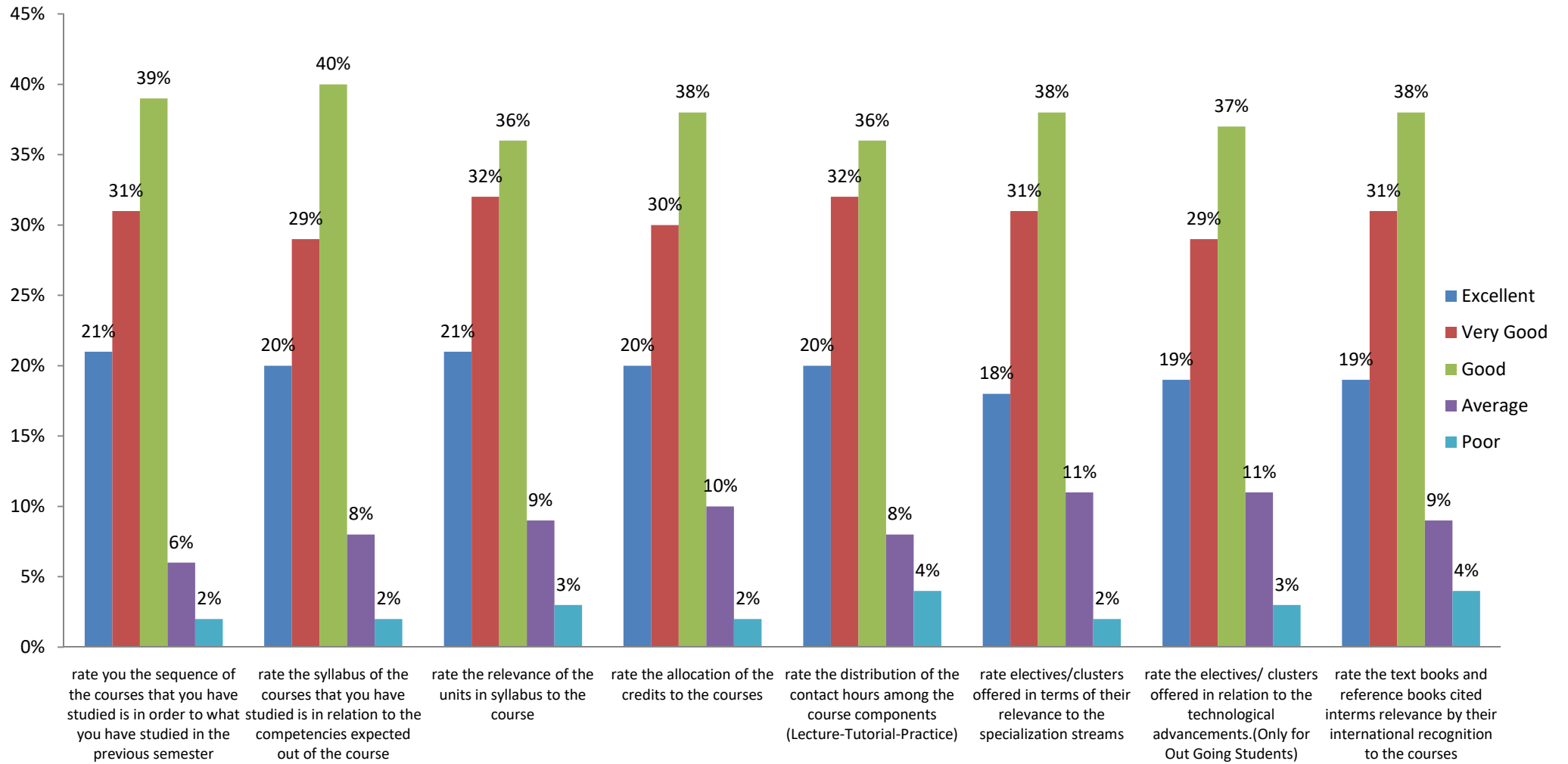

(Feedback Committee)

STUDENT FEEDBACK ON CURRICULUM 2021-2022

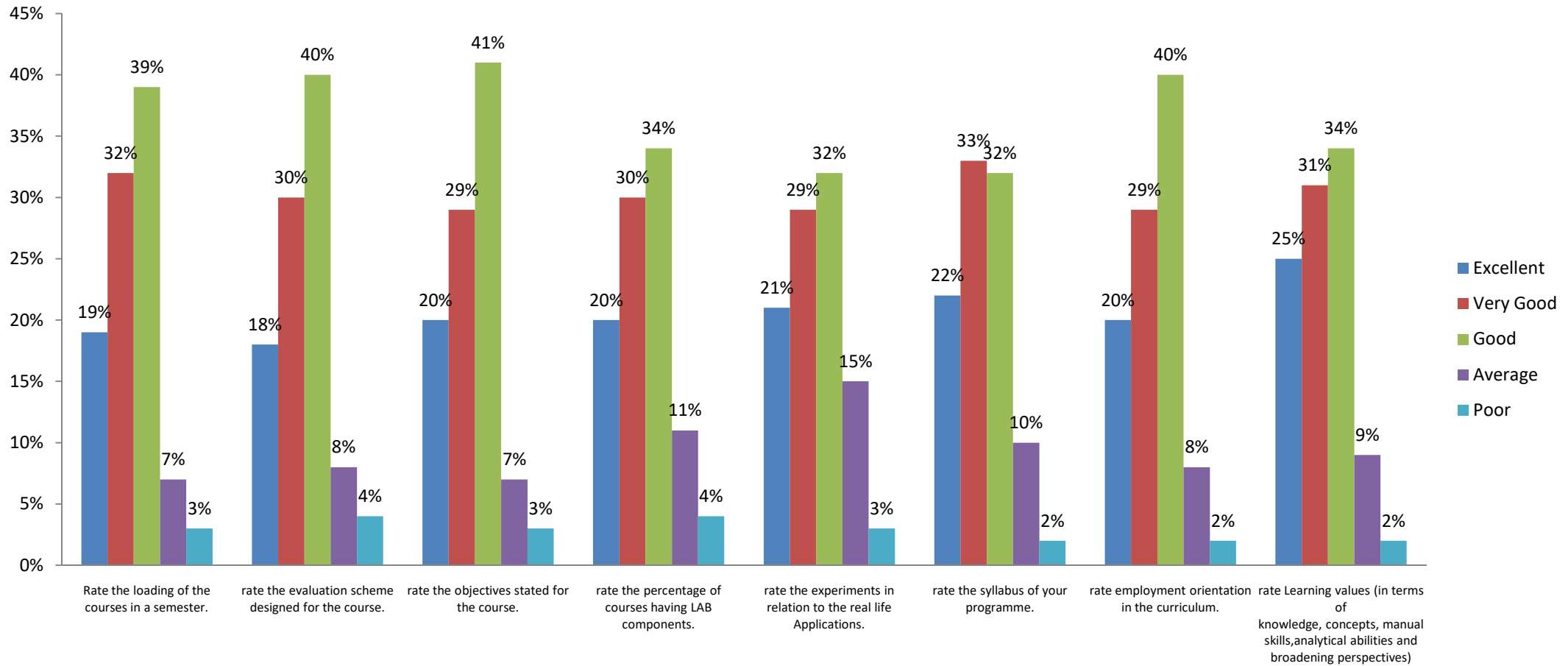
S.No.	Question	N	Excellent	%	Very Good	%	Good	%	Average	%	Poor	%	MRR
1	rate you the sequence of the courses that you have studied is in order to what you have studied in the previous semester	299	63	21%	93	31%	118	39%	19	6%	6	2%	3.63
2	rate the syllabus of the courses that you have studied is in relation to the competencies expected out of the course	299	60	20%	86	29%	121	40%	25	8%	7	2%	3.56
3	rate the relevance of the units in syllabus to the course	299	63	21%	95	32%	107	36%	26	9%	8	3%	3.60
4	rate the allocation of the credits to the courses	299	60	20%	90	30%	113	38%	29	10%	7	2%	3.56
5	rate the distribution of the contact hours among the course components (Lecture-Tutorial-Practice)	299	60	20%	96	32%	108	36%	23	8%	12	4%	3.57
6	rate electives/clusters offered in terms of their relevance to the specialization streams	299	53	18%	92	31%	115	38%	32	11%	7	2%	3.51
7	rate the electives/ clusters offered in relation to the technological advancements.(Only for Out Going Students)	299	56	19%	88	29%	112	37%	33	11%	10	3%	3.49
8	rate the text books and reference books cited interms relevance by their international recognition to the courses	299	56	19%	92	31%	113	38%	27	9%	11	4%	3.52
9	Rate the loading of the courses in a semester.	299	56	19%	97	32%	116	39%	22	7%	8	3%	3.57
10	rate the evaluation scheme designed for the course.	299	53	18%	90	30%	119	40%	24	8%	13	4%	3.49

11	rate the objectives stated for the course.	299	60	20%	86	29%	123	41%	21	7%	9	3%	3.56
12	rate the percentage of courses having LAB components.	299	61	20%	90	30%	103	34%	32	11%	13	4%	3.52
13	rate the experiments in relation to the real life Applications.	299	63	21%	86	29%	97	32%	44	15%	9	3%	3.50
14	rate the syllabus of your programme.	299	67	22%	100	33%	97	32%	29	10%	6	2%	3.65
15	rate employment orientation in the curriculum.	299	59	20%	88	29%	120	40%	25	8%	7	2%	3.56
16	rate Learning values (in terms of knowledge, concepts, manual skills, analytical abilities and broadening perspectives)	299	74	25%	93	31%	101	34%	26	9%	5	2%	3.69

STUDENT FEEDBACK ON CURRICULUM 2021-2022



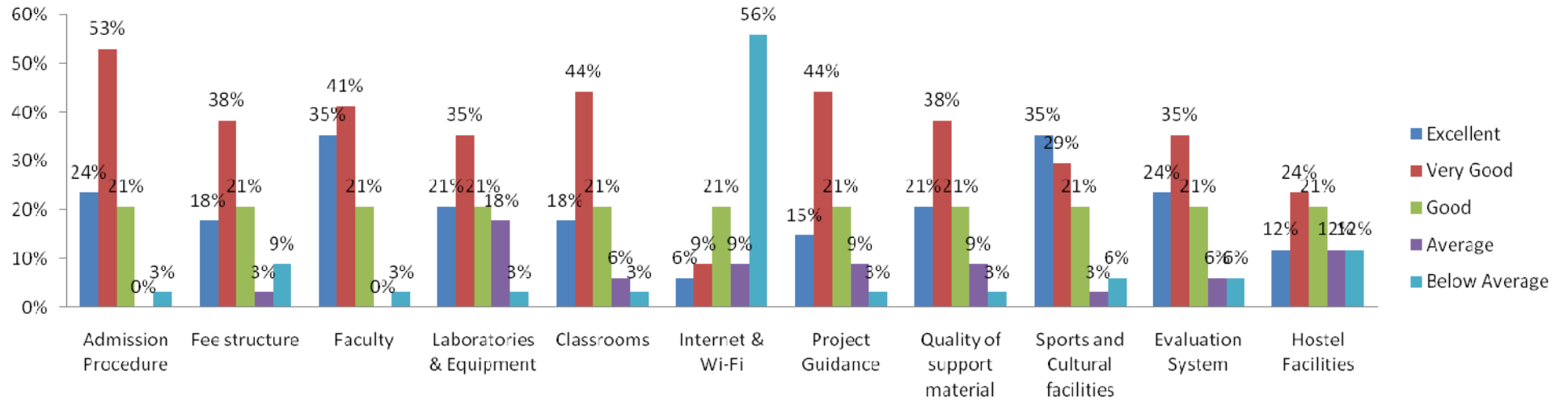
STUDENT FEEDBACK ON CURRICULUM 2021-2022



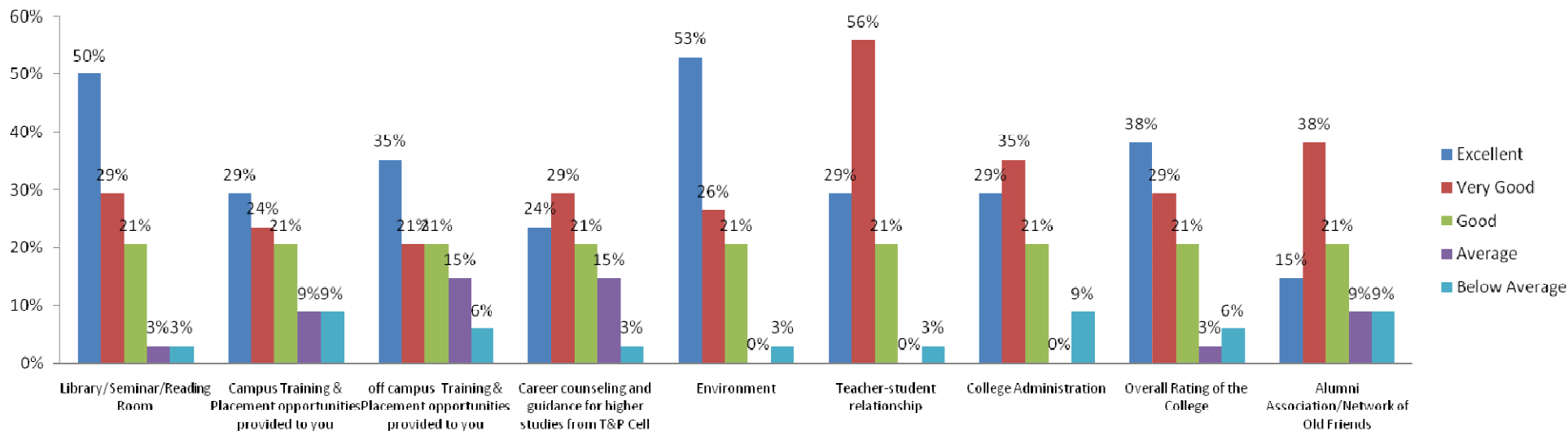
ALUMNI FEED BACK IN CURRICULUM 2021-2022

Questions	N	Excellent	%	Very Good	%	Good	%	Average	%	Below Average	%	MRR
Admission Procedure	34	8	24%	18	53%	7	21%	0	0%	1	3%	3.94
Fee structure	34	6	18%	13	38%	11	21%	1	3%	3	9%	3.53
Faculty	34	12	35%	14	41%	7	21%	0	0%	1	3%	4.06
Laboratories & Equipment	34	7	21%	12	35%	8	21%	6	18%	1	3%	3.53
Classrooms	34	6	18%	15	44%	10	21%	2	6%	1	3%	3.68
Internet & Wi-Fi	34	2	6%	3	9%	7	21%	3	9%	19	56%	2.00
Project Guidance	34	5	15%	15	44%	10	21%	3	9%	1	3%	3.59
Quality of support material	34	7	21%	13	38%	10	21%	3	9%	1	3%	3.65
Sports and Cultural facilities	34	12	35%	10	29%	9	21%	1	3%	2	6%	3.85
Evaluation System	34	8	24%	12	35%	10	21%	2	6%	2	6%	3.65
Hostel Facilities	34	4	12%	8	24%	14	21%	4	12%	4	12%	3.12
Library/Seminar/Reading Room	34	17	50%	10	29%	5	21%	1	3%	1	3%	4.21
Campus Training & Placement opportunities provided to you	34	10	29%	8	24%	10	21%	3	9%	3	9%	3.56
off campus Training & Placement opportunities	34	12	35%	7	21%	8	21%	5	15%	2	6%	3.65
Career counseling and guidance for higher studies from T&P	34	8	24%	10	29%	10	21%	5	15%	1	3%	3.56
Environment	34	18	53%	9	26%	6	21%	0	0%	1	3%	4.26
Teacher-student relationship	34	10	29%	19	56%	4	21%	0	0%	1	3%	4.09
College Administration	34	10	29%	12	35%	9	21%	0	0%	3	9%	3.76
Overall Rating of the College	34	13	38%	10	29%	8	21%	1	3%	2	6%	3.91
Alumni Association/Network of Old Friends	34	5	15%	13	38%	10	21%	3	9%	3	9%	3.41
What is the caliber of students passing out of this college	34	5	15%	16	47%	10	21%	1	3%	2	6%	3.62
Courses that you have learnt relevant to the requirements of	34	7	21%	12	35%	11	21%	2	6%	2	6%	3.59
Learning experience in terms of their relevance to the real life	34	5	15%	14	41%	10	21%	4	12%	1	3%	3.53
Courses that you have learnt in relation to your current job	34	8	24%	11	32%	9	21%	5	15%	1	3%	3.59
rate the way your(As a student) grievances were handled at the	34	8	24%	12	35%	10	21%	3	9%	1	3%	3.68
rate the way your(As a Alumni) grievances were handled at the	34	6	18%	13	38%	11	21%	2	6%	2	6%	3.56
Academic initiatives taken by the Department / College	34	11	32%	11	32%	9	21%	2	6%	1	3%	3.85
Industry Oriented Projects (if applicable)	34	9	26%	7	21%	10	21%	5	15%	3	9%	3.41
Seminars & Workshop	34	10	29%	11	32%	9	21%	2	6%	2	6%	3.74
Guest Lectures	34	7	21%	13	38%	10	21%	3	9%	1	3%	3.65
Special Training Classes for bridging	34	9	26%	8	24%	12	21%	3	9%	2	6%	3.56
Industry/Academic gap	34	7	21%	6	18%	15	21%	4	12%	2	6%	3.35

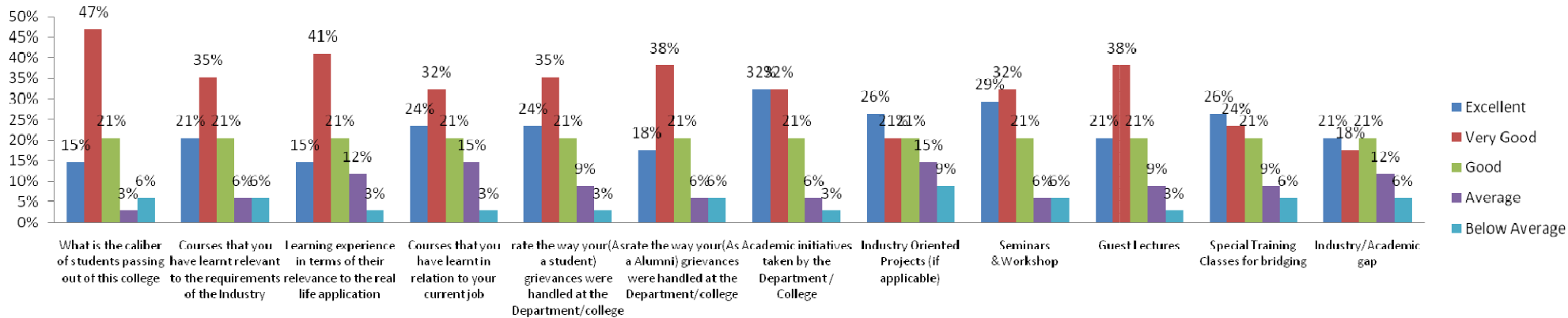
ALUMNI FEED BACK IN CURRICULUM 2021-2022



ALUMNI FEED BACK IN CURRICULUM 2021-2022



ALUMNI FEED BACK IN CURRICULUM 2021-2022



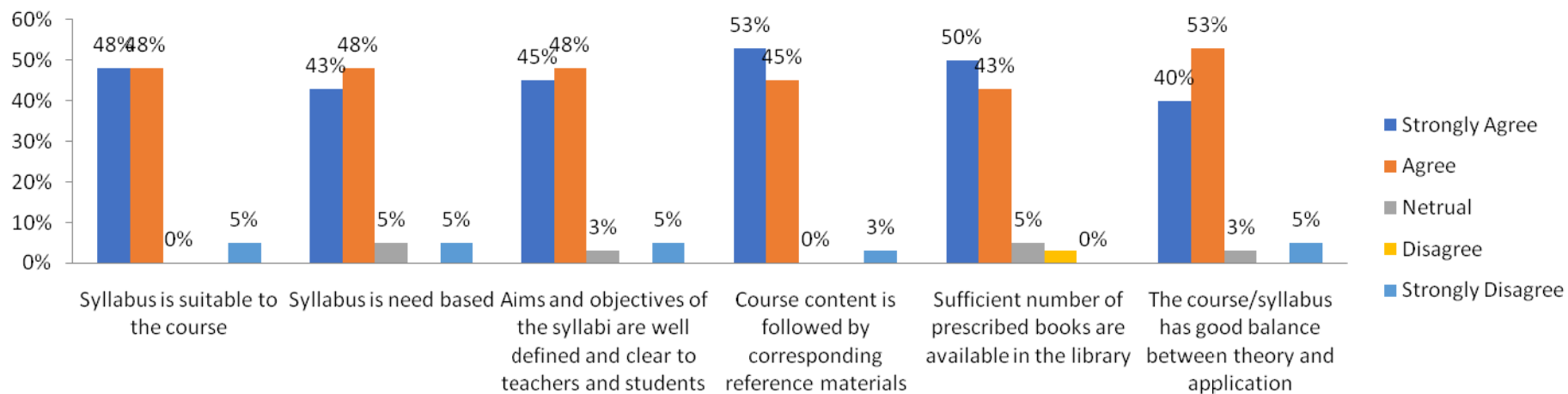
FACULTY FEEDBACK ON CURRICULUM 2021-2022

Question	N	Strongly Agree	%	Agree	%	Netrual	%	Disagree	%	Strongly Disagree	%	MRR
Syllabus is suitable to the course	40	19	48%	19	48%	0	0%	0	0%	2	5%	4.33
Syllabus is need based	40	17	43%	19	48%	2	5%	0	0%	2	5%	4.23
Aims and objectives of the syllabi are well defined and clear to teachers and students	40	18	45%	19	48%	1	3%	0	0%	2	5%	4.28
Course content is followed by corresponding reference materials	40	21	53%	18	45%	0	0%	0	0%	1	3%	4.45
Sufficient number of prescribed books are available in the library	40	20	50%	17	43%	2	5%	1	3%	0	0%	4.40
The course/syllabus has good balance between theory and application	40	16	40%	21	53%	1	3%	0	0%	2	5%	4.23
The course/syllabus has made me interested in the subject area	40	22	55%	16	40%	1	3%	0	0%	1	3%	4.45
The course/syllabus of this subject increased my knowledge and perspective in the subject area	40	21	53%	17	43%	1	3%	0	0%	1	3%	4.43
The course/programme of studies carries sufficient number of optional papers	40	17	43%	18	45%	3	8%	1	3%	1	3%	4.23
The books prescribed/listed as reference materials are relevant, updated and appropriate	40	18	45%	20	50%	1	3%	0	0%	1	3%	4.35

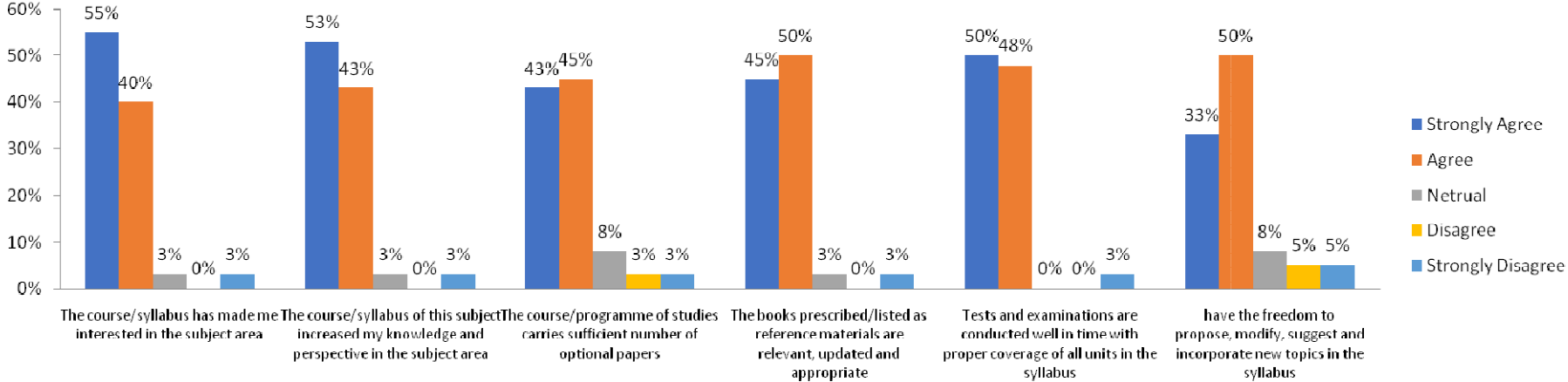
Tests and examinations are conducted well in time with proper coverage of all units in the syllabus	40	20	50%	19	48%	0	0%	0	0%	1	3%	4.43
have the freedom to propose, modify, suggest and incorporate new topics in the syllabus	40	13	33%	20	50%	3	8%	2	5%	2	5%	4.00
I have the freedom to adopt new techniques/strategies of teaching such as seminar presentations, group discussions and learners' participations.	40	19	48%	17	43%	3	8%	0	0%	1	3%	4.33
I have the freedom to adopt new techniques/strategies of testing and assessment of students	40	15	38%	22	55%	1	3%	0	0%	2	5%	4.20
The environment in the department is conducive to teaching and research	40	15	38%	21	53%	2	5%	0	0%	2	5%	4.18
The administration is teacher friendly	40	21	53%	16	40%	2	5%	0	0%	1	3%	4.40
The Colleges provides adequate and smooth support for projects and research facilities	40	19	48%	17	43%	1	3%	2	5%	1	3%	4.28
The College provides adequate funding and support to faculty members for upgrading their skills and qualifications	40	11	28%	24	60%	3	8%	1	3%	1	3%	4.08
Provisions for professional development are non-discriminatory and fair	40	16	40%	21	53%	1	3%	0	0%	2	5%	4.23

Infrastructural facilities, such as teacher's rooms/carrels, class rooms, reading rooms and toilets are available in the Department	40	19	48%	18	45%	1	3%	1	3%	1	3%	4.33
Outcomes that your student has achieved from the courses	40	17	43%	21	53%	1	3%	0	0%	1	3%	4.33
Transparency of the evaluation system in the College	40	22	55%	16	40%	1	3%	0	0%	1	3%	4.45
College activities that help your students in getting jobs and placements	40	25	63%	13	33%	0	0%	1	3%	1	3%	4.50
Transformation of your students after the completion of the course	40	20	50%	17	43%	2	5%	0	0%	1	3%	4.38

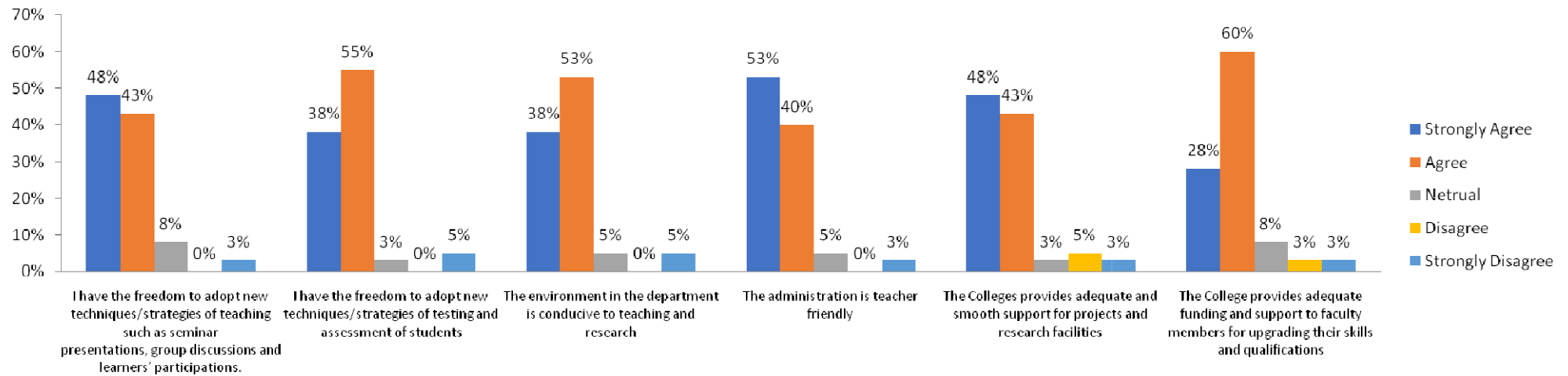
FACULTY FEEDBACK ON CURRICULUM 2021-2022



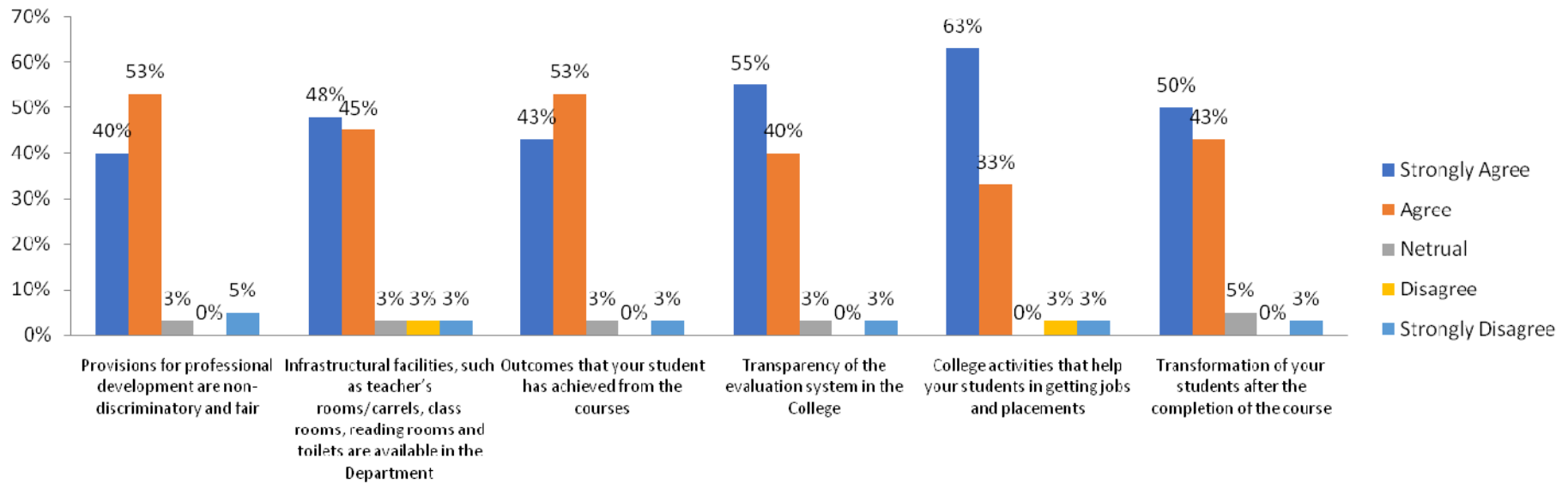
FACULTY FEEDBACK ON CURRICULUM 2021-2022



FACULTY FEEDBACK ON CURRICULUM 2021-2022



FACULTY FEEDBACK ON CURRICULUM 2021-2022



EMPLOYER FEEDBACK ON CURRICULUM 2021-2022

Question	N	Excellent	%	Very Good	%	Good	%	Satisfactory	%	Scope for Improvement	%	MRR
Subject knowledge imparted by curriculum	12	4	33%	6	50%	2	17%	0	0%	0	0%	4.17
Competency level due to curriculum	12	5	42%	2	17%	4	33%	1	8%	0	0%	3.92
Adequacy of skill acquired through curriculum	12	2	17%	6	50%	3	25%	1	8%	0	0%	3.75
Job Fit with curriculum	12	1	8%	6	50%	2	17%	3	25%	0	0%	3.42
Adequacy of curriculum	12	6	50%	4	33%	1	8%	1	8%	0	0%	4.25
Target Orientation with Curriculum	12	4	33%	3	25%	4	33%	1	8%	0	0%	3.83
Quest for new learning with curriculum	12	5	42%	2	17%	5	42%	0	0%	0	0%	4.00
Ability to relate theory to practice in curriculum	12	3	25%	3	25%	6	50%	0	0%	0	0%	3.75
Group Dynamics with curriculum	12	4	33%	2	17%	3	25%	3	25%	0	0%	3.58
Communication and Attitude change with curriculum	12	4	33%	7	58%	0	0%	1	8%	0	0%	4.17
Overall rating	12	3	25%	8	67%	1	8%	0	0%	0	0%	4.17

EMPLOYER FEEDBACK ON CURRICULUM 2021-2022

