

Date: 18-09-2023

To
The principal
P. B. Siddhartha College of Arts and Sciences
Mogalrajapuram
Vijayawada – 520 010

[Handwritten signature]
18/9/23

Sub: submission of feedback analysis on curriculum (2022-23).

The feedback on curriculum of various programmes has been collected for academic year 2022-23 from the stake holders (i.e., Students, Alumini, employers and faculty members). We are here with submitting the analysis on feedback for your perusal the same has been forwarded to the heads of the departments for modifications in the curriculum.

Thanking You Sir

Yours sincerely

[Handwritten signature]
(Feedback Committee)

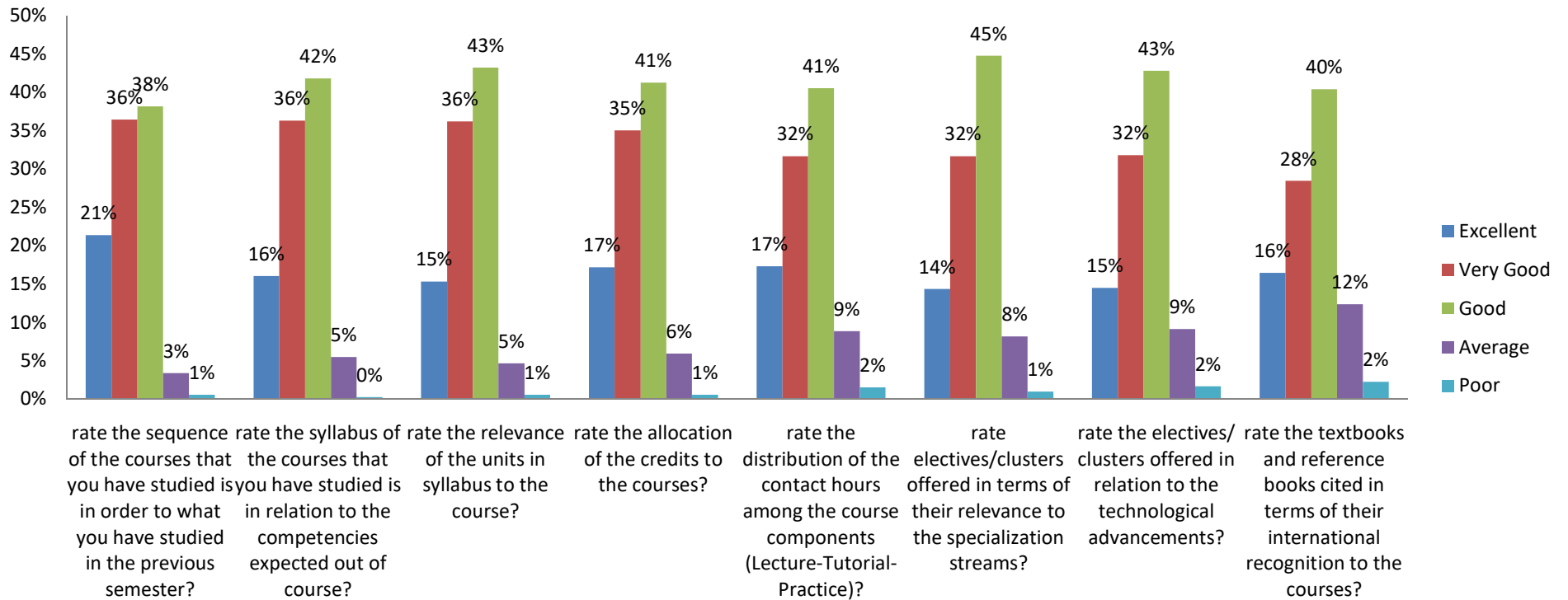
STUDENT FEEDBACK ON CURRICULUM 2022-2023

S.No.	Question	N	Excellent	%	Very Good	%	Good	%	Average	%	Poor	%	MRR
1	rate the sequence of the courses that you have studied is in order to what you have studied in the previous semester?	710	152	21%	259	36%	271	38%	24	3%	4	1%	3.75
2	rate the syllabus of the courses that you have studied is in relation to the competencies expected out of course?	710	114	16%	258	36%	297	42%	39	5%	2	0%	3.62
3	rate the relevance of the units in syllabus to the course?	710	109	15%	257	36%	307	43%	33	5%	4	1%	3.61
4	rate the allocation of the credits to the courses?	710	122	17%	249	35%	293	41%	42	6%	4	1%	3.62
5	rate the distribution of the contact hours among the course components (Lecture-Tutorial-Practice)?	710	123	17%	225	32%	288	41%	63	9%	11	2%	3.54
6	rate electives/clusters offered in terms of their relevance to the specialization streams?	710	102	14%	225	32%	318	45%	58	8%	7	1%	3.50
7	rate the electives/ clusters offered in relation to the technological advancements?	710	103	15%	226	32%	304	43%	65	9%	12	2%	3.48
8	rate the textbooks and reference books cited in terms of their international recognition to the courses?	710	117	16%	202	28%	287	40%	88	12%	16	2%	3.45
9	rate the loading of the courses in a semester?	710	118	17%	229	32%	306	43%	53	7%	4	1%	3.57

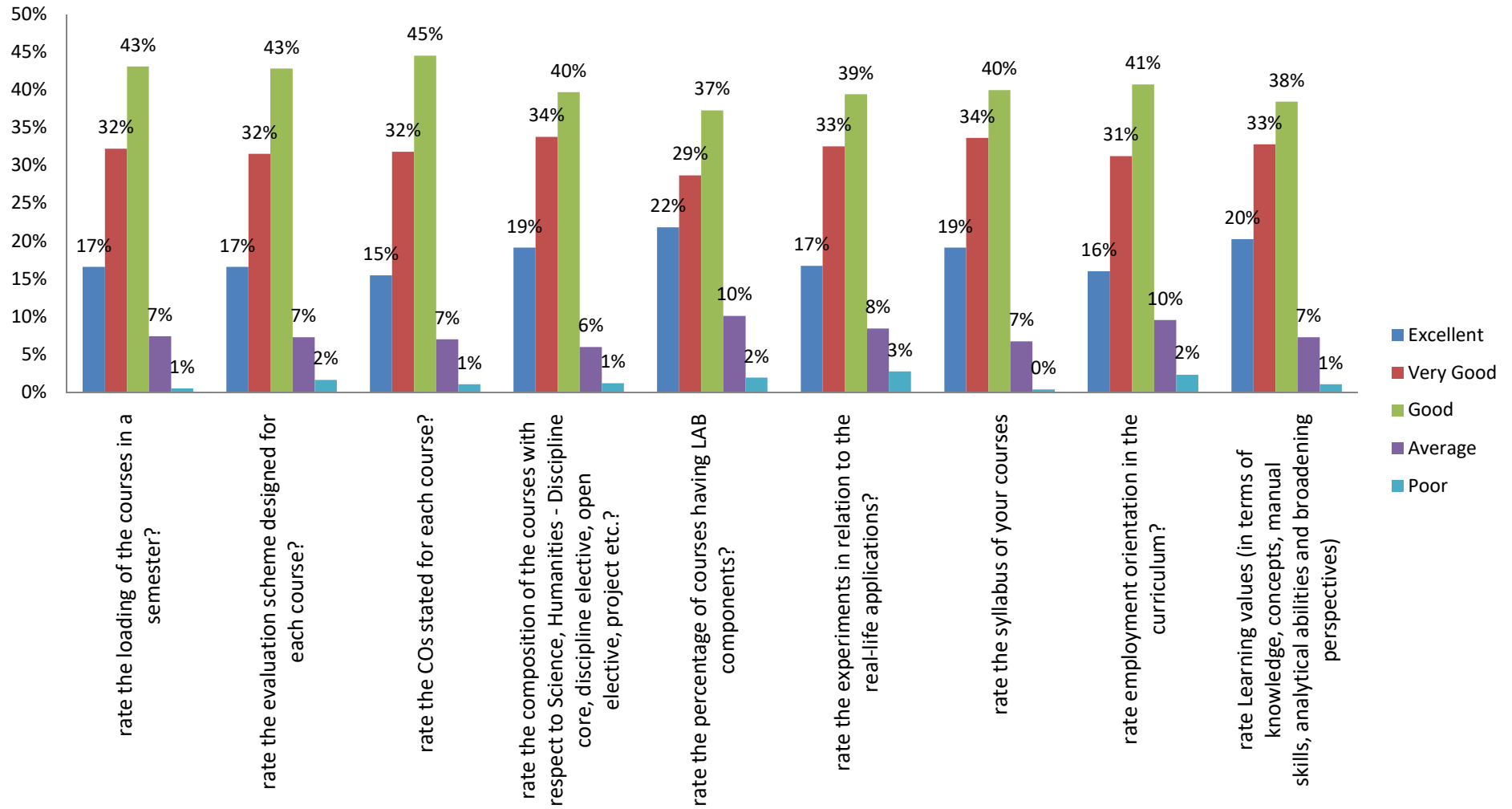
10	rate the evaluation scheme designed for each course?	710	118	17%	224	32%	304	43%	52	7%	12	2%	3.54
11	rate the COs stated for each course?	710	110	15%	226	32%	316	45%	50	7%	8	1%	3.54
12	rate the composition of the courses with respect to Science, Humanities - Discipline core, discipline elective, open elective, project etc.?	710	136	19%	240	34%	282	40%	43	6%	9	1%	3.64
13	rate the percentage of courses having LAB components?	710	155	22%	204	29%	265	37%	72	10%	14	2%	3.58
14	rate the experiments in relation to the real-life applications?	710	119	17%	231	33%	280	39%	60	8%	20	3%	3.52
15	rate the syllabus of your courses	710	136	19%	239	34%	284	40%	48	7%	3	0%	3.64
16	rate employment orientation in the curriculum?	710	114	16%	222	31%	289	41%	68	10%	17	2%	3.49
17	rate Learning values (in terms of knowledge, concepts, manual skills, analytical abilities and broadening perspectives)	710	144	20%	233	33%	273	38%	52	7%	8	1%	3.64

Conclude that most of the respondents gave highest star rating 3.75 out of 5 to rate the sequence of the courses that you have studied is in order to what you have studied in the previous semester, the composition of the courses with respect to Science, Humanities - Discipline core, discipline elective, open elective, project etc and Learning values as 3.64 out of 5, lowest star rating (3.45 out of 5) to the textbooks and reference books cited in terms of their international recognition to the courses.

Student Feedback 2022-23



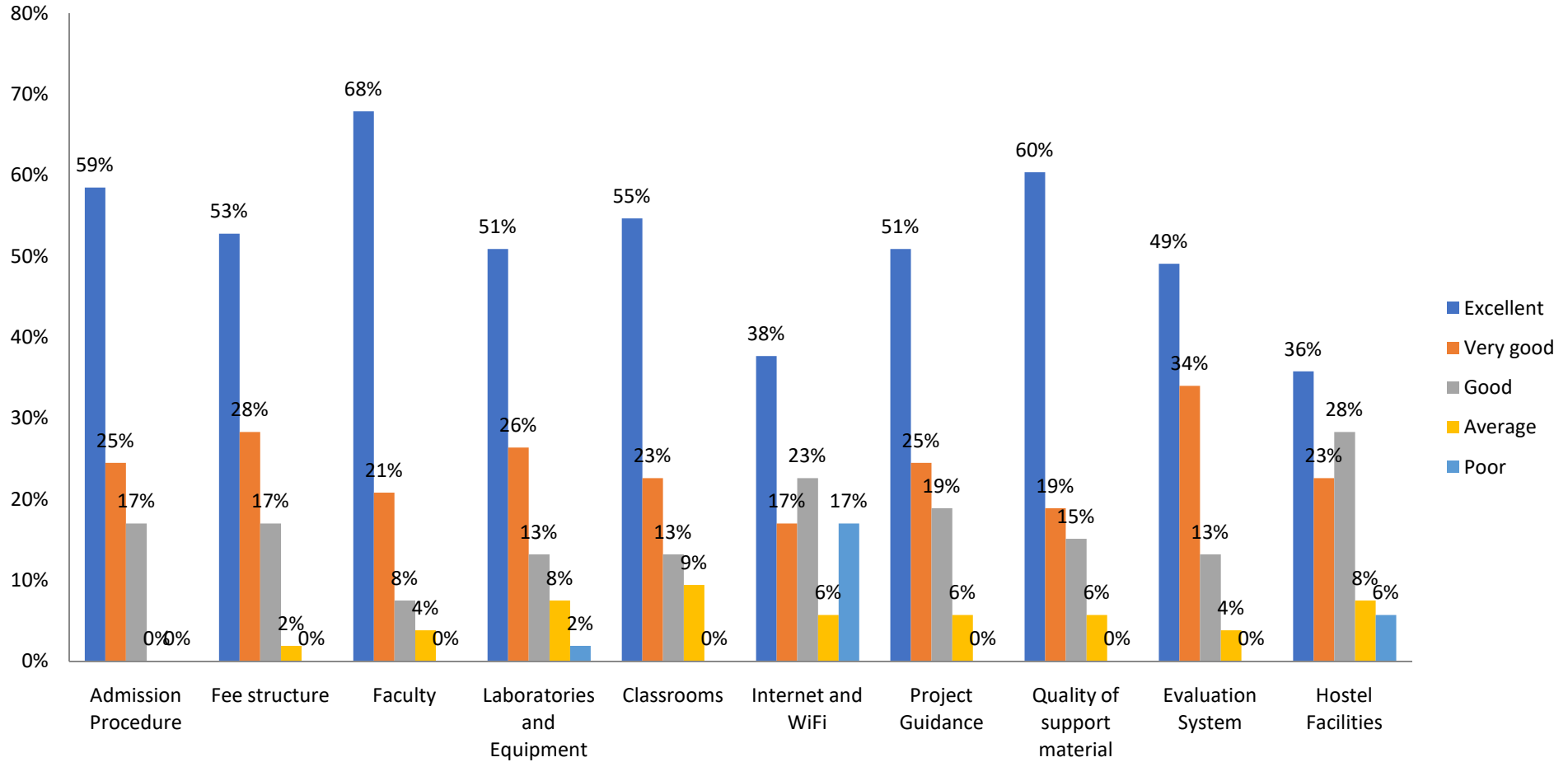
Student Feedback 2022-23



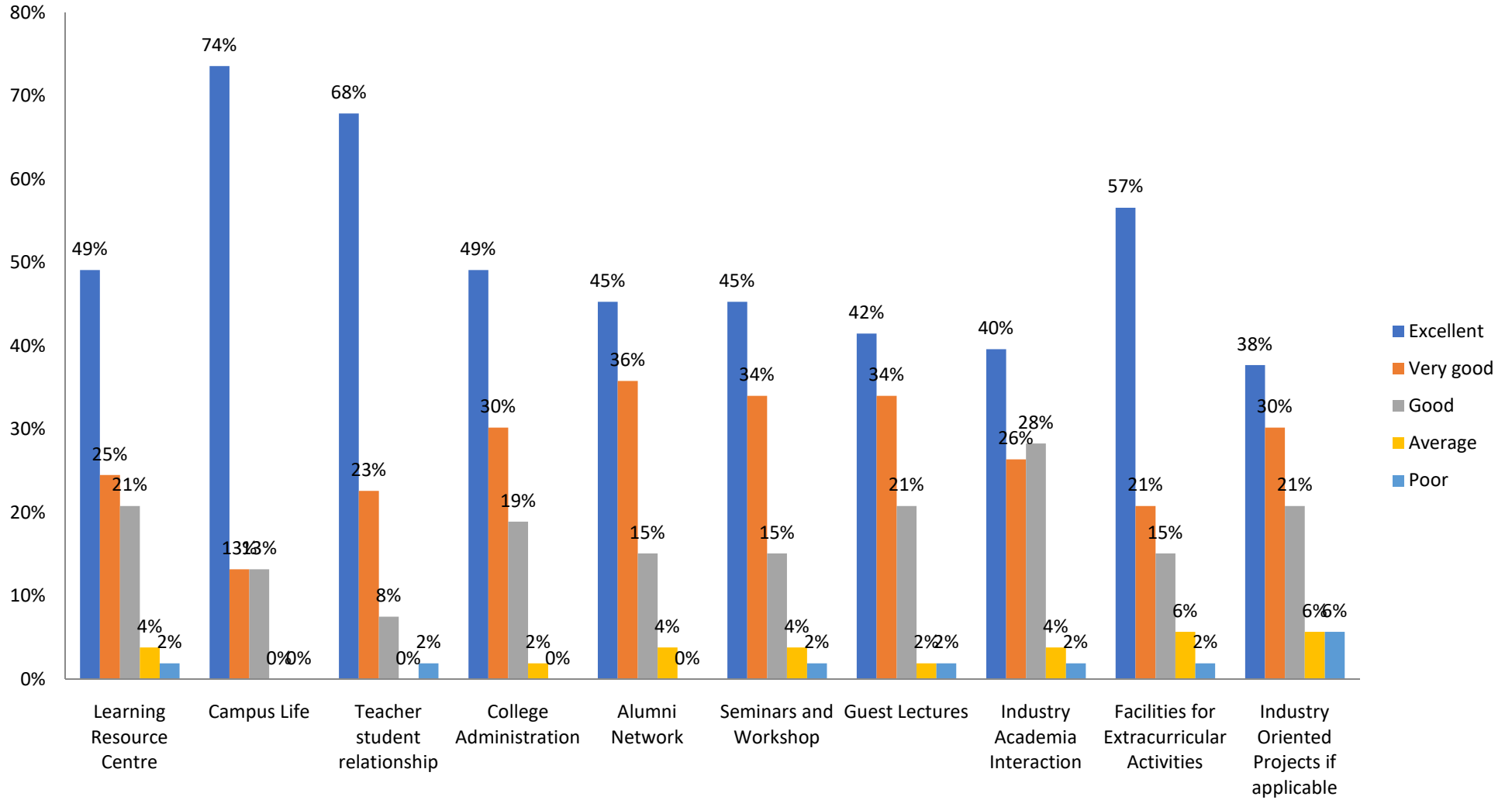
Alumni feedback 2022-2023													
S. NO	Questions	N	Excellent	%	Very good	%	Good	%	Average	%	Poor	%	MRR
1	Admission Procedure	53	31	58.50%	13	24.50%	9	17%	0	0	0	0%	4.42
2	Fee structure	53	28	52.80%	15	28.30%	9	17%	1	1.90%	0	0%	4.32
3	Faculty	53	36	67.90%	11	20.80%	4	7.50%	2	3.80%	0	0%	4.53
4	Laboratories and Equipment	53	27	50.90%	14	26.40%	7	13.20%	4	7.50%	1	1.90%	4.15
5	Classrooms	53	29	54.70%	12	22.60%	7	13.20%	5	9.40%	0	0%	4.23
6	Internet and WiFi	53	20	37.70%	9	17%	12	22.60%	3	5.70%	9	17.00%	3.36
7	Project Guidance	53	27	50.90%	13	24.50%	10	18.90%	3	5.70%	0	0%	4.21
8	Quality of support material	53	32	60.40%	10	18.90%	8	15.10%	3	5.70%	0	0%	4.34
9	Evaluation System	53	26	49.10%	18	34.00%	7	13.20%	2	3.80%	0	0%	4.28
10	Hostel Facilities	53	19	35.80%	12	22.60%	15	28.30%	4	7.50%	3	5.70%	3.70
11	Learning Resource Centre	53	26	49.10%	13	24.50%	11	20.80%	2	3.80%	1	1.90%	4.13
12	Campus Life	53	39	73.60%	7	13.20%	7	13.20%	0	0%	0	0%	4.60
13	Teacher student relationship	53	36	67.90%	12	22.60%	4	7.50%	0	0.00%	1	1.90%	4.53
14	College Administration	53	26	49.10%	16	30.20%	10	18.90%	1	1.90%	0	0%	4.26
15	Alumni Network	53	24	45.30%	19	35.80%	8	15.10%	2	3.80%	0	0%	4.23
16	Seminars and Workshop	53	24	45.30%	18	34.00%	8	15.10%	2	3.80%	1	1.90%	4.15
17	Guest Lectures	53	22	41.50%	18	34.00%	11	20.80%	1	1.90%	1	1.90%	4.09
18	Industry Academia Interaction	53	21	39.60%	14	26.40%	15	28.30%	2	3.80%	1	1.90%	3.96
19	Facilities for Extracurricular Activities	53	30	56.60%	11	20.80%	8	15.10%	3	5.70%	1	1.90%	4.23
20	Industry Oriented Projects if applicable	53	20	37.70%	16	30.20%	11	20.80%	3	5.70%	3	5.70%	3.83
21	Special Training Classes for bridging	53	18	34%	15	28.30%	15	28.30%	3	5.70%	2	3.80%	3.79
22	How do you rate on camp straining amp Placement opportunities provide	53	25	47.20%	8	15.10%	14	26.40%	4	7.50%	2	3.80%	3.91
23	How do you rate off campus Training and Placement opportunities provided	53	21	39.60%	12	22.60%	12	22.60%	6	11.30%	2	3.80%	3.79
24	How do you rate career counselling and guidance for higher studies from T & P Cell?	53	22	41.50%	11	20.80%	14	26.40%	5	9.40%	1	1.90%	3.89
25	How do you rate the courses that you have learnt made you job ready ?	53	24	45.30%	20	37.70%	6	11.30%	2	3.80%	1	1.90%	4.19
26	How do you rate the learning a real time experience?	53	26	49.10%	16	30.20%	8	15.10%	3	5.70%	0	0%	4.23
27	How do you rate the courses that you have learnt an on-job training?	53	20	37.70%	17	32.10%	13	24.50%	2	3.80%	1	1.90%	3.98
28	How do you rate, as a student, the way your grievances were handled at the Department/college?	53	24	45.30%	16	30.20%	11	20.80%	1	1.90%	1	1.90%	4.13
29	How do you rate the way your (as alumni) grievances were handled at the Department/college?	53	23	43.40%	18	34.00%	9	17.00%	1	1.90%	2	3.80%	4.08
30	Rate the following academic initiatives taken by the Department / College	53	24	45.30%	19	35.80%	8	15.10%	2	3.80%	0	0%	4.23
31	Overall Rating of the College	53	31	58.50%	16	30.20%	5	9.40%	1	1.90%	0	0%	4.45

Conclude that most of the respondents gave highest star rating 4.60 out of 5 to campus life next to faculty, teacher and student relationship and finally assigned lowest star rating (3.36) to Internet and wi-fi facility. Overall rating of the college rating is 4.45 given by the alumni.

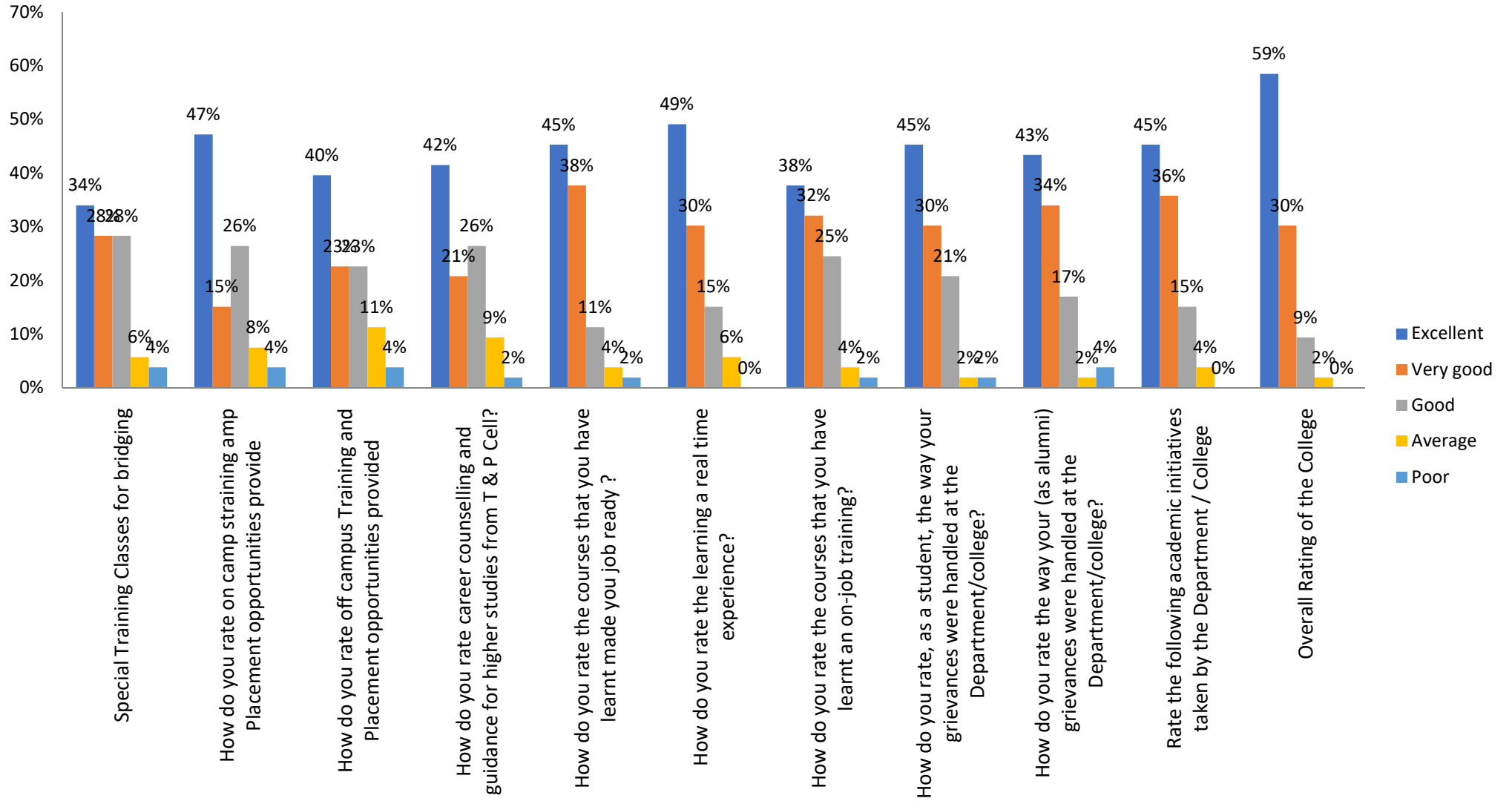
Alumni Feedback 2022-23



Alumni Feedback 2022-23



Alumni Feedback 2022-23



FACULTY FEEDBACK ON CURRICULUM 2022-2023

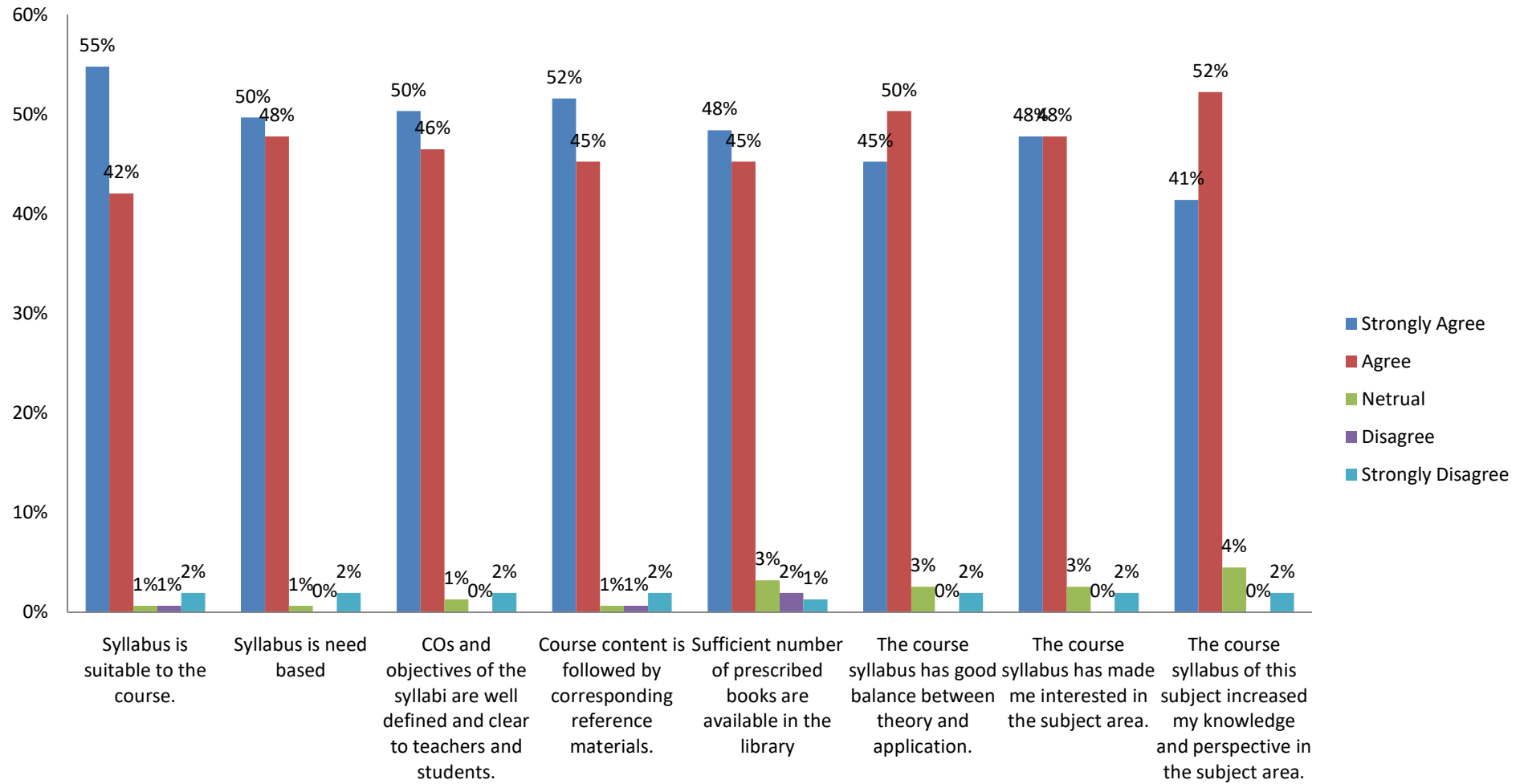
S.No.	Question	N	Strongly Agree	%	Agree	%	Netrual	%	Disagree	%	Strongly Disagree	%	MRR
1	Syllabus is suitable to the course.	157	86	55%	66	42%	1	1%	1	1%	3	2%	4.47
2	Syllabus is need based	157	78	50%	75	48%	1	1%	0	0%	3	2%	4.43
3	COs and objectives of the syllabi are well defined and clear to teachers and students.	157	79	50%	73	46%	2	1%	0	0%	3	2%	4.43
4	Course content is followed by corresponding reference materials.	157	81	52%	71	45%	1	1%	1	1%	3	2%	4.44
5	Sufficient number of prescribed books are available in the library	157	76	48%	71	45%	5	3%	3	2%	2	1%	4.38
6	The course syllabus has good balance between theory and application.	157	71	45%	79	50%	4	3%	0	0%	3	2%	4.37
7	The course syllabus has made me interested in the subject area.	157	75	48%	75	48%	4	3%	0	0%	3	2%	4.39
8	The course syllabus of this subject increased my knowledge and perspective in the subject area.	157	65	41%	82	52%	7	4%	0	0%	3	2%	4.31
9	The books prescribed/listed as reference materials are relevant, updated and appropriate.	157	68	43%	81	52%	5	3%	0	0%	3	2%	4.34

10	Tests and examinations are conducted well in time with proper coverage of all units in the syllabus	157	95	61%	57	36%	2	1%	0	0%	3	2%	4.54
11	I have the freedom to propose, modify, suggest and incorporate new topics in the syllabus.	157	52	33%	94	60%	6	4%	2	1%	3	2%	4.21
12	I have the freedom to adopt new techniques/strategies of teaching such as seminar presentations, group discussions and learners' participations.	157	64	41%	86	55%	4	3%	0	0%	3	2%	4.32
13	I have the freedom to adopt new techniques/strategies of testing and assessment of students	157	60	38%	90	57%	3	2%	1	1%	3	2%	4.29
14	The environment in the department is conducive to teaching and research	157	54	34%	90	57%	9	6%	1	1%	3	2%	4.22
15	The administration is teacher friendly	157	65	41%	83	53%	6	4%	0	0%	3	2%	4.32
16	The Colleges provides adequate and smooth support for projects and research facilities.	157	64	41%	87	55%	3	2%	0	0%	3	2%	4.33
17	The College provides adequate funding and support to faculty members for upgrading their skills and qualifications.	157	58	37%	89	57%	7	4%	0	0%	3	2%	4.27

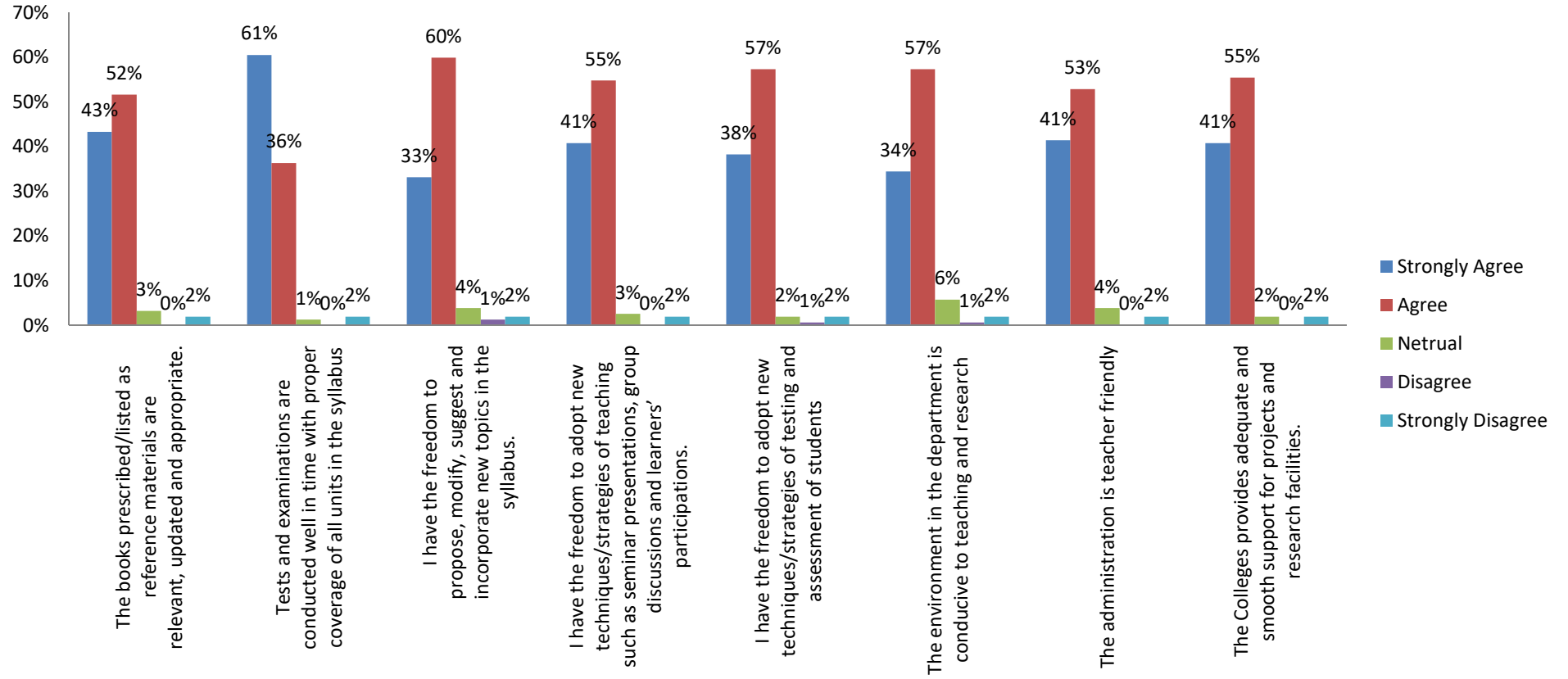
18	Provisions for professional development are non-discriminatory and fair.	157	54	34%	96	61%	4	3%	0	0%	3	2%	4.26
19	Infrastructural facilities, such as teacher's rooms/carrels, class rooms, reading rooms and toilets are available in the Department	157	62	39%	82	52%	7	4%	2	1%	4	3%	4.25
20	Students have achieved outcomes from the course.	157	73	46%	80	51%	1	1%	0	0%	3	2%	4.40
21	Evaluation system in the College is transparent	157	83	53%	67	43%	2	1%	0	0%	5	3%	4.42
22	College activities helped your students in getting jobs and placements	157	76	48%	76	48%	2	1%	0	0%	3	2%	4.41
23	My students are transformed after the completion of the course	157	64	41%	86	55%	4	3%	0	0%	3	2%	4.32

Conclude that most of the respondents gave highest star rating 4.47 out of 5 to Syllabus is suitable to the course, Course content is followed by corresponding reference materials, Syllabus is need based and COs and objectives of the syllabi are well defined and clear to teachers and students as 4.43 out of 5. Assigned lowest star rating (4.22) to the environment in the department is conducive to teaching and research.

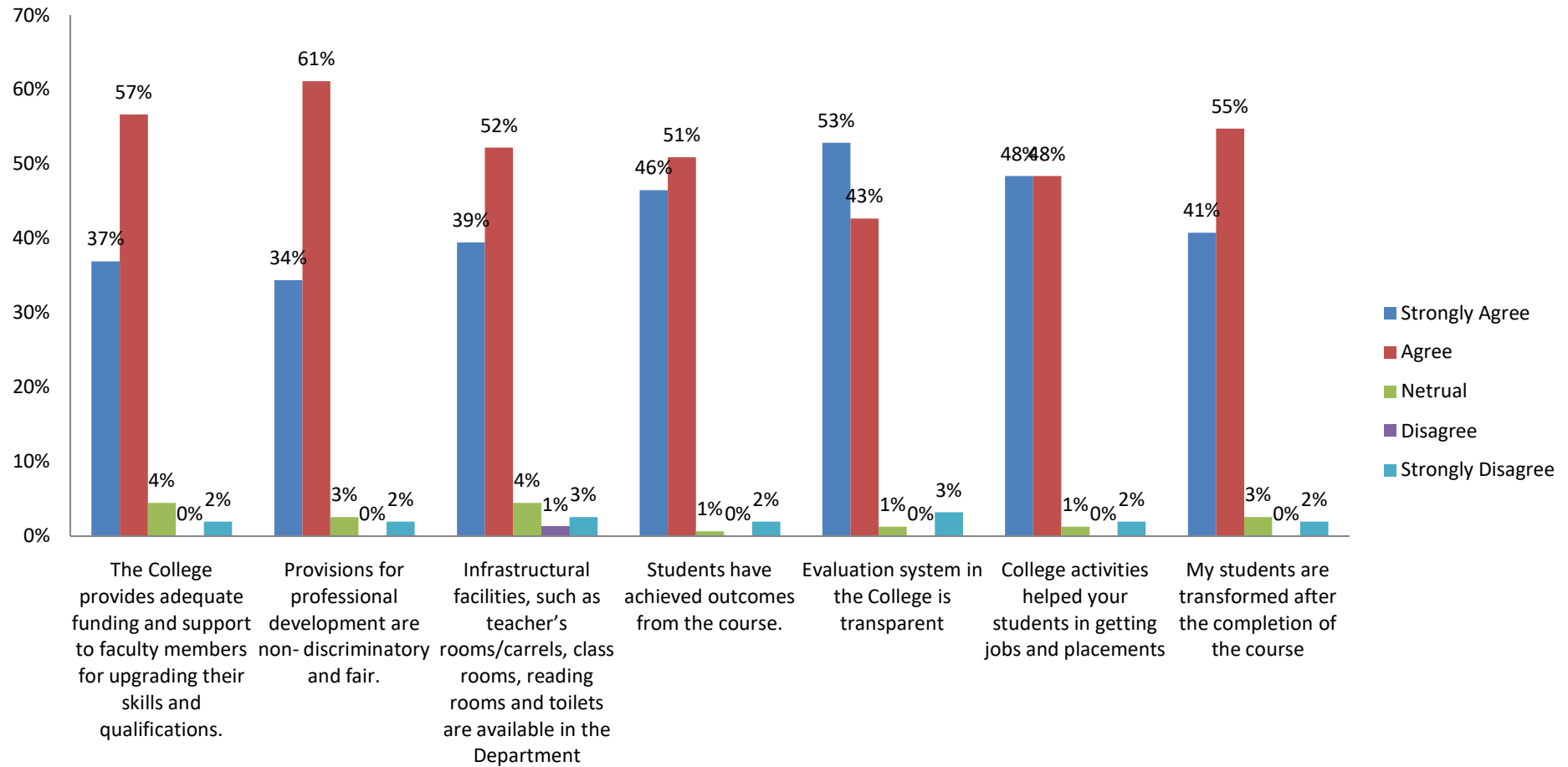
Faculty Feedback 2022-23



Faculty Feedback 2022-23



Faculty Feedback 2022-23



EMPLOYER FEEDBACK ON CURRICULUM 2022-2023

Question	N	Excellent	%	Very Good	%	Good	%	Satisfactory	%	Scope for Improvement	%	MRR
Subject knowledge imparted by curriculum	11	4	36%	4	36%	3	27%	0	0%	0	0%	4.09
Competency level due to curriculum	11	4	36%	3	27%	2	18%	2	18%	0	0%	3.82
Adequacy of skill acquired through curriculum	11	3	27%	4	36%	2	18%	2	18%	0	0%	3.73
Job Fit with curriculum	11	3	27%	5	45%	2	18%	1	9%	0	0%	3.91
Adequacy of curriculum	11	3	27%	4	36%	2	18%	2	18%	0	0%	3.73
Target Orientation with Curriculum	11	6	55%	1	9%	2	18%	2	18%	0	0%	4.00
Quest for new learning with curriculum	11	7	64%	1	9%	3	27%	0	0%	0	0%	4.36
Ability to relate theory to practice in curriculum	11	2	18%	4	36%	5	45%	0	0%	0	0%	3.73
Group Dynamics with curriculum	11	3	27%	3	27%	3	27%	2	18%	0	0%	3.64
Communication and Attitude change with curriculum	11	3	27%	4	36%	2	18%	2	18%	0	0%	3.73
Overall rating	11	1	9%	8	73%	1	9%	1	9%	0	0%	3.82

EMPLOYER FEEDBACK ON CURRICULUM 2022-2023

